

CartStop Stainless Steel Rail



A stainless steel rail that keeps your walls, cases & fixtures looking great!

CartStop Stainless Steel Rail is ideal for the retailer who wants the simple, clean look of stainless steel without sacrificing strength. This floor mounted rail keeps walls, cases and fixtures looking new.

Polished Stainless Steel finish blends into store décor

Semi-Permanent installation allows for easy replacement

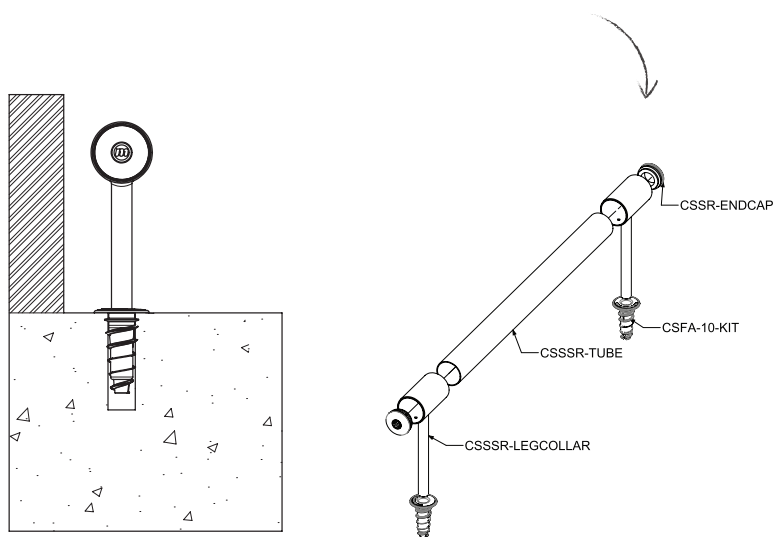
Easy Installation Designed with flange anchors and end caps



CartStop Stainless Steel Rail



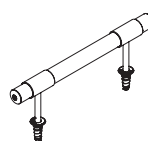
**Protect your walls, cases & fixtures
with this floor-mounted rail system**



* 1 week lead time for quantity 1-24. Inquire for quantities 25 or more.

What Our Customers Are Saying!

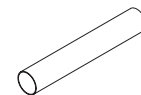
"We have seen a great ROI on utilizing McCue's Stainless Steel Rail to protect our refrigerated cases. The look and performance keep our stores looking new which gives the customers a great atmosphere to shop in!"



Stainless Steel Rail Assembly

CSSSR-2A (2') CSSSR-8A (8')
CSSSR-4A (4') CSSSR-10A (10')
CSSSR-6A (6')

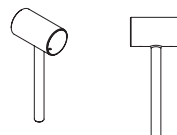
(2) Flange Anchor Kits Included
Type 201 Stainless Steel



96" Stainless Steel Tube

CSSSR-TUBE

Type 201 Stainless Steel



CartStop Stainless Steel Legs

CSSSR-LEGCOLLAR

Type 201 Stainless Steel



90° Elbow

CSSSR-CORNER-90

Type 201 Stainless Steel



Connector

CSSSR-CONNECTOR

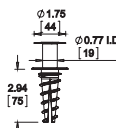
Nylon



Plastic End Cap

CSSSR-ENDCAP

Polypropylene



Flange Anchor Kit

CSFA-10-KIT

Stainless mounting sleeve & plastic anchor

U.S. Patent Numbers: 6991413



McCue Corporation
Peabody, MA 01960, USA
+1 (800) 800 8503
customer@mcue.com

McCue UK & Europe
Milton Keynes, United Kingdom
+44 (0)1908 365 511
uksales@mcue.com

McCue Asia
迈客(厦门)有限公司
Xiamen, Fujian, China
+86-592-2200790

mcue.com



MAY 2016